

Canada's Beef and veal products

Exports to All Countries

HS CODE:	VALUE (\$ Can)				QUANTITY (KGM)				
	Various	2003	2004	2005	2006-Jun	2003	2004	2005	2006-Jun
TOTAL:		1,470,193,981	1,939,207,064	1,870,156,892	679,321,359	325,564,034	457,071,450	460,497,056	185,876,362
1 United States		1,253,810,253	1,587,096,664	1,591,935,237	571,238,558	267,897,861	362,492,888	382,023,362	155,190,602
2 Mexico		103,645,762	299,509,250	185,086,912	63,365,903	25,927,371	73,765,251	46,262,458	16,815,236
3 Hong Kong		734,146	790,023	44,219,966	14,692,134	138,840	107,021	9,448,084	3,566,387
4 Macau		226,398	24,144,513	20,551,696	11,229,159	216,047	6,561,564	7,795,547	3,322,632
5 Japan		48,299,733	0	72,292	6,407,056	9,696,618	0	5,094	773,217
6 Korea, South		24,485,361	0	0	17,423	5,283,692	0	0	13,744
7 France		5,257,381	5,402,614	6,295,482	2,432,425	548,161	592,389	754,979	248,922
8 Taiwan		10,621,718	0	10,555	0	2,028,586	0	9,178	0
9 Germany		777,238	1,518,023	2,732,224	1,823,203	85,783	156,318	320,249	370,693
10 Surinam		1,273,698	1,974,929	2,032,879	912,387	433,716	698,382	687,925	320,864
11 Saudi Arabia		3,237,335	2,460,165	209,543	0	289,543	174,314	17,582	0
12 Poland		2,349,099	2,850,362	360,462	188,051	1,944,892	2,727,184	611,567	321,622
13 China, P. Rep.		1,434,604	229,200	2,973,528	0	582,550	52,031	949,925	0
14 Philippines		805,310	2,563,609	670,655	463,921	1,099,700	1,858,043	246,708	248,264
15 Cuba		1,424,073	78,273	1,186,797	1,122,086	535,670	68,100	1,715,651	725,710
16 Neth. Antilles		563,461	1,409,626	1,152,320	415,170	99,252	158,033	146,660	77,590
17 Azerbaijan		0	0	1,692,418	870,903	0	0	1,674,487	415,767
18 Russia		2,096,508	350,084	58,166	10,051	2,376,164	297,548	101,478	24,937
19 Senegal		312,752	320,786	718,666	780,085	281,067	414,045	1,318,054	1,721,977
20 Trinidad-Tobago		243,549	756,768	693,972	239,879	80,286	276,468	570,994	195,470
21 Moldova		66,676	1,827,912	0	0	98,812	2,719,755	0	0
22 Netherlands		416,153	224,934	506,708	639,326	138,854	103,383	241,162	133,849
23 Bahamas		524,404	431,491	634,572	195,044	168,688	119,963	199,458	62,940
24 Barbados		181,058	715,911	284,773	229,687	40,064	134,242	102,207	52,234
25 Malta		523,215	701,295	69,146	0	25,278	39,279	17,818	0
26 Peru		1,116,186	17,579	0	0	1,244,348	14,998	0	0
27 Switzerland		270,228	263,827	297,015	278,919	11,503	9,977	11,281	9,296
28 Indonesia		661,420	322,089	0	0	696,271	535,437	0	0
29 Kazakhstan		0	811,500	46,257	18,561	0	1,247,571	25,806	10,033
30 Latvia		14,916	245,794	429,878	177,800	24,721	396,132	690,208	74,513
31 Lithuania		16,378	48,746	525,667	106,903	24,029	74,000	397,895	48,963
32 Chile		693,089	0	0	0	772,037	0	0	0
33 St Pierre-Miq.		268,072	265,115	104,807	45,669	39,613	40,498	16,881	7,311
34 Grenada		191,181	192,690	177,132	85,239	48,610	47,098	43,440	20,576
35 Antigua-Barbuda		126,778	185,440	185,754	94,473	30,423	42,759	44,918	21,421
36 Jamaica		363,862	0	0	211,452	101,836	0	0	21,852
37 Cote-d'Ivoire		98,647	211,381	157,890	68,352	197,054	307,630	379,147	197,118
38 Argentina		0	0	479,725	0	0	0	107,760	0
39 Vietnam		0	0	330,048	132,546	0	0	758,514	51,174
40 Uzbekistan		0	0	458,646	0	0	0	513,494	0
41 Colombia		395,818	9,679	0	0	475,610	2,508	0	0
42 Georgia		345,302	45,381	9,117	0	248,036	27,113	24,094	0
43 United Arab Emir.		355,443	14,669	0	0	71,704	25,390	0	0
44 Macedonia		348,972	0	0	0	317,740	0	0	0
45 Italy		34,887	122,395	9,904	178,812	25,396	29,928	1,058	60,099
46 Finland		0	0	208,148	102,622	0	0	98,688	49,389
47 South Africa		195,509	0	35,254	78,026	278,755	0	83,276	75,371
48 Uruguay		88,727	57,482	161,402	0	49,970	24,992	47,087	0
49 Gabon		119,063	65,348	99,370	23,510	199,353	102,680	216,315	49,400
50 Bahrain		0	0	231,984	61,848	0	0	188,134	106,974
51 Aruba Island		167,696	22,658	53,181	31,986	19,095	5,283	12,729	7,717
52 Kyrgyzstan		0	0	236,965	0	0	0	276,778	0
53 Venezuela		125,916	54,361	22,232	0	123,759	129,490	43,000	0
54 Angola		15,016	0	146,596	14,224	28,331	0	332,835	48,873
55 Br. Indian O. Ter		34,217	65,541	59,558	14,691	7,140	26,239	26,946	9,278
56 Australia		0	0	165,737	0	0	0	48,391	0
57 Guyana		52,955	36,247	50,296	20,712	23,170	10,368	15,395	5,786
58 Guinea		0	27,102	53,117	73,806	0	55,874	93,669	153,440
59 Turkmenistan		0	0	75,324	75,838	0	0	172,396	168,312
60 Cayman Islands		36,487	36,268	51,160	26,412	5,935	10,776	11,477	6,782
61 Greece		22,048	8,852	106,011	13,030	24,498	24,864	22,052	25,266
62 Singapore		9,849	138,967	0	0	1,994	30,508	0	0
63 Belgium		0	23,868	121,245	0	0	1,448	63,805	0
64 U.S. Outlying Is.		0	66,370	75,465	0	0	17,575	18,762	0
65 Armenia		0	0	137,784	0	0	0	99,266	0
66 Romania		0	17,644	117,927	0	0	25,015	51,786	0
67 Korea, North		74,155	0	44,671	0	18,150	0	24,521	0
68 Comoros		0	17,222	99,315	0	0	14,526	48,387	0



69	Jordan	112,200	0	0	0	24,288	0	0	0
70	Luxembourg	0	54,424	54,848	0	0	3,452	45,185	0
71	United Kingdom	0	96,922	8,942	0	0	61,840	1,105	0
72	Bermuda	0	10,163	58,687	20,433	0	2,285	9,269	2,882
73	Faeroe Islands	84,076	0	0	0	7,641	0	0	0
74	Ecuador	81,925	0	0	0	106,699	0	0	0
75	St. Kitts-Nevis	8,083	0	48,788	13,287	2,092	0	3,640	683
76	Afghanistan	0	69,335	0	0	0	19,044	0	0
77	Spain	69,208	0	0	0	46,000	0	0	0
78	Bulgaria	66,687	0	0	0	74,871	0	0	0
79	Turks Caicos Is.	10,598	23,131	23,372	4,531	4,023	10,623	16,602	3,176
80	New Zealand	0	0	54,033	0	0	0	18,506	0
81	Honduras	0	22,085	28,968	0	0	23,596	18,506	0
82	Ghana	0	0	32,327	12,212	0	0	53,822	25,177
83	Saint Lucia	5,349	0	39,002	0	922	0	13,994	0
84	Congo	43,094	0	0	0	71,414	0	0	0
85	Belarus	0	42,836	0	0	0	74,721	0	0
86	Haiti	24,406	14,643	0	0	50,467	1,872	0	0
87	Albania	0	0	35,464	0	0	0	19,025	0
88	Greenland	26,220	4,006	2,037	2,151	3,000	496	294	106
89	Dominican Rep.	22,397	0	6,335	0	24,498	0	1,111	0
90	Estonia	0	28,321	0	0	0	49,882	0	0
91	St. Vincent Gren.	8,517	3,929	10,146	5,343	1,606	1,088	2,658	738
92	Hungary	8,858	18,915	0	0	656	1,967	0	0
93	Panama	0	25,153	0	0	0	18,522	0	0
94	Iraq	23,496	0	0	0	8,976	0	0	0
95	Fr. Polynesia	0	0	0	22,830	0	0	0	8,925
96	Mozambique	0	0	22,045	0	0	0	38,093	0
97	Thailand	0	0	0	21,607	0	0	0	1,384
98	Denmark	0	16,732	0	3,856	0	673	0	298
99	Lebanon	9,732	10,524	0	0	728	611	0	0
100	Anguilla	12,295	2,349	1,483	150	3,385	773	844	96
101	Israel	0	0	14,784	0	0	0	23,076	0
102	Dominica	5,295	5,871	1,896	1,284	2,662	1,357	454	751
103	Swaziland	2,843	6,636	0	0	179	1,659	0	0
104	Belize	6,874	0	0	0	502	0	0	0
105	Iceland	0	106	0	4,904	0	14	0	535
106	Norway	4,945	0	0	0	1,235	0	0	0
107	Br. Virgin Is.	4,181	0	184	0	1,614	0	54	0
108	Togo	0	0	0	889	0	0	0	10
109	Djibouti	0	335	0	0	0	96	0	0
110	Bolivia	0	1	0	0	0	1	0	0

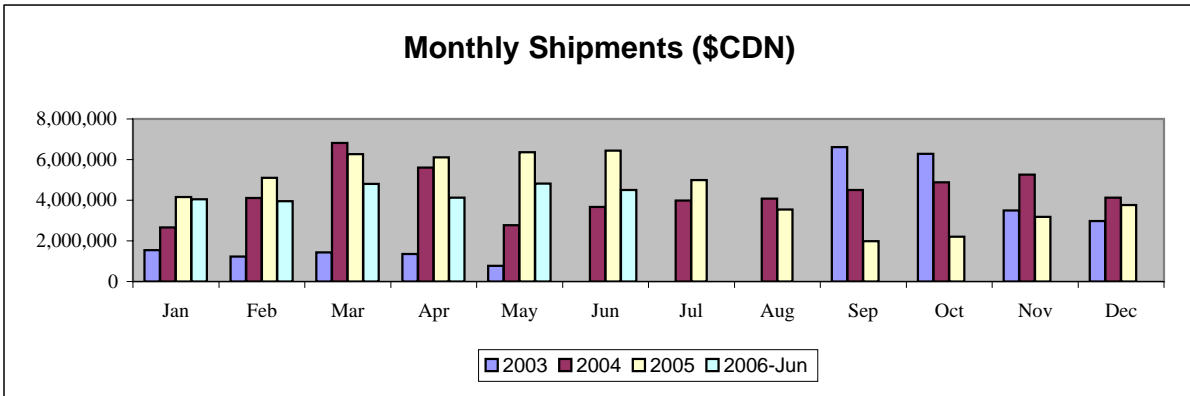
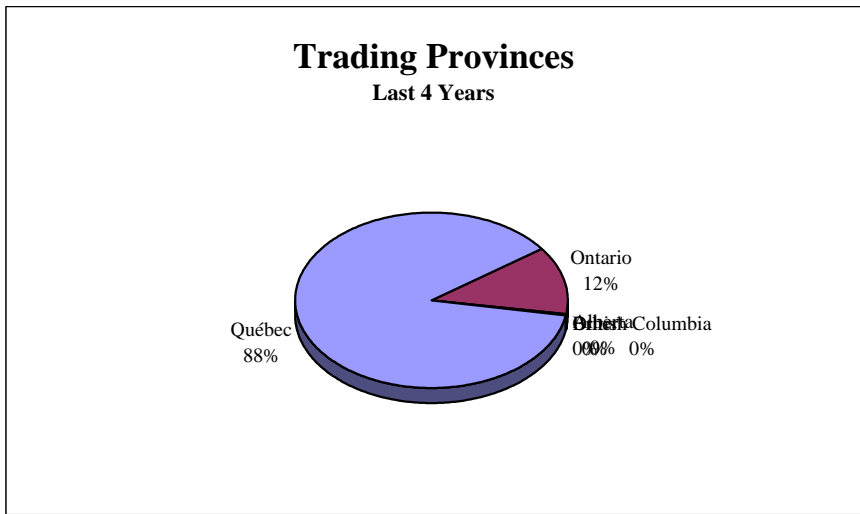
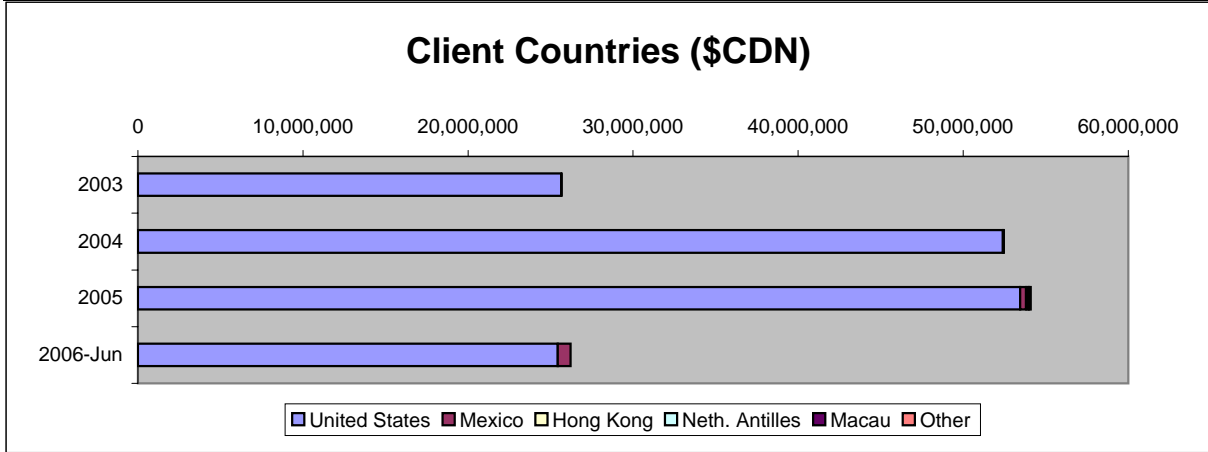


Canada's Bovine carcasses and half carcasses, fresh or chilled

Exports to All Countries									
HS CODE:		VALUE (\$ Can)				QUANTITY (KGM)			
0201.10		2003	2004	2005	2006-Jun	2003	2004	2005	2006-Jun
	TOTAL:	25,687,384	52,485,804	54,110,421	26,234,631	3,727,985	9,037,759	8,702,407	4,368,389
1	United States	25,644,923	52,400,876	53,447,579	25,427,349	3,716,669	9,013,288	8,591,703	4,259,002
2	Mexico	0	0	370,670	801,262	0	0	56,516	109,340
3	Hong Kong	0	22,989	131,887	50	0	11,000	15,387	25
4	Neth. Antilles	13,489	48,021	66,321	5,970	1,784	10,381	14,026	22
5	Macau	0	0	90,911	0	0	0	24,000	0
6	Korea, South	25,275	0	0	0	8,563	0	0	0
7	Bermuda	0	9,466	0	0	0	2,228	0	0
8	Japan	3,577	0	0	0	909	0	0	0
9	St Pierre-Miq.	0	2,828	0	0	0	530	0	0
10	St. Kitts-Nevis	0	0	2,192	0	0	0	572	0
11	Italy	0	0	861	0	0	0	203	0
12	France	0	778	0	0	0	145	0	0
13	Antigua-Barbuda	0	596	0	0	0	140	0	0
14	Trinidad-Tobago	0	250	0	0	0	47	0	0
15	Belize	120	0	0	0	60	0	0	0

Canada's Bovine carcasses and half carcasses, fresh or chilled

Exports to All Countries



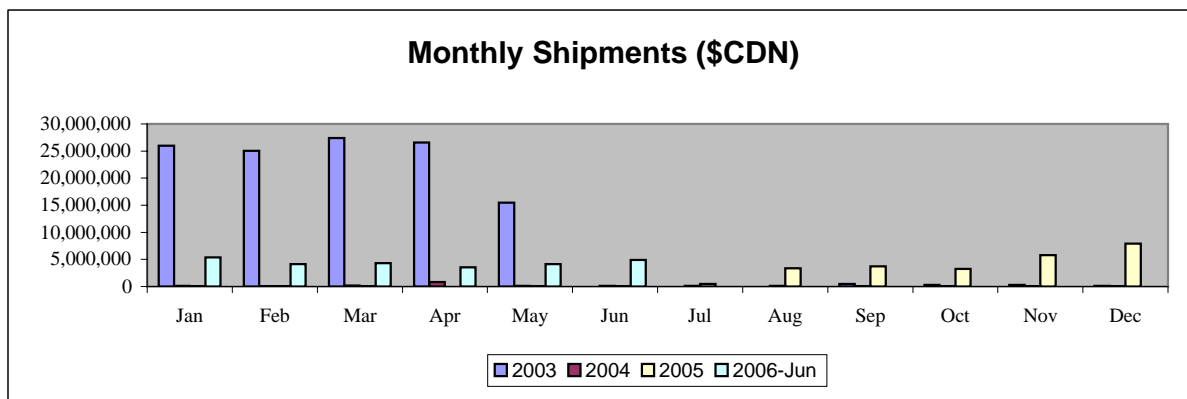
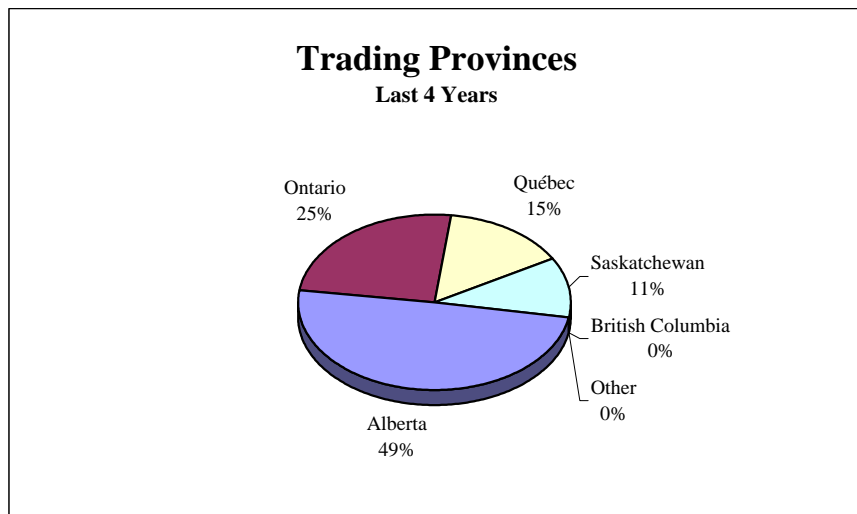



Canada's Bovine cuts bone in, fresh or chilled

Exports to All Countries									
HS CODE:		VALUE (\$ Can)				QUANTITY (KGM)			
0201.20		2003	2004	2005	2006-Jun	2003	2004	2005	2006-Jun
	TOTAL:	121,699,633	1,824,978	24,665,520	26,402,998	28,840,727	321,787	4,801,487	6,820,391
1	United States	114,178,393	989,366	24,218,740	26,164,737	27,257,092	169,576	4,717,169	6,783,746
2	Mexico	3,951,486	47,979	0	0	1,069,964	17,418	0	0
3	Korea, South	2,496,422	0	0	0	313,606	0	0	0
4	Saudi Arabia	413,549	285,538	58,544	0	87,890	36,109	9,740	0
5	Neth. Antilles	33,007	291,560	171,850	54,082	3,337	51,744	31,199	3,133
6	Japan	412,822	0	0	0	46,820	0	0	0
7	Germany	30,778	3,881	157,534	66,852	2,610	464	33,294	3,884
8	St Pierre-Miq.	77,967	102,776	45,179	20,349	19,345	22,154	8,920	3,658
9	Macau	0	68,737	12,904	85,480	0	18,811	1,000	24,219
10	Hong Kong	32,074	0	0	4,690	9,615	0	0	614
11	United Arab Emir.	29,843	0	0	0	23,158	0	0	0
12	Netherlands	28,421	0	0	0	6,028	0	0	0
13	France	1	14,822	0	6,366	1	2,372	0	1,107
14	Cuba	12,557	0	250	0	1,112	0	50	0
15	Hungary	0	11,731	0	0	0	1,397	0	0
16	Haiti	0	5,653	0	0	0	1,293	0	0
17	Barbados	0	2,934	0	0	0	448	0	0
18	China, P. Rep.	2,313	0	0	0	149	0	0	0
19	Italy	0	0	519	0	0	0	115	0
20	Trinidad-Tobago	0	0	0	442	0	0	0	30
21	Bolivia	0	1	0	0	0	1	0	0

Canada's Bovine cuts bone in, fresh or chilled

Exports to All Countries



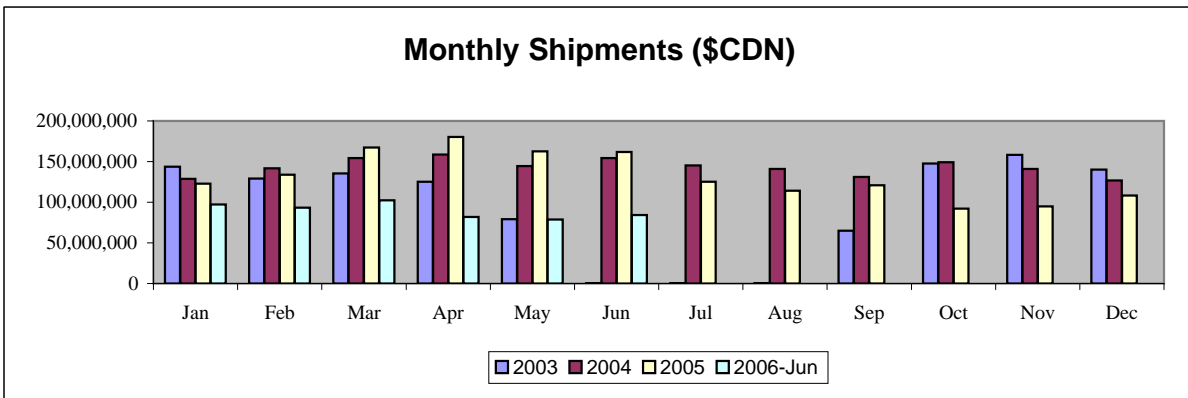
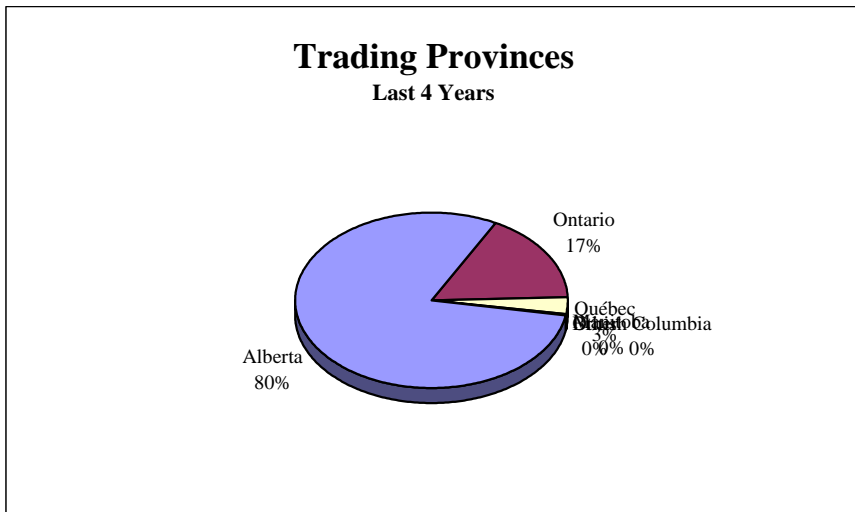
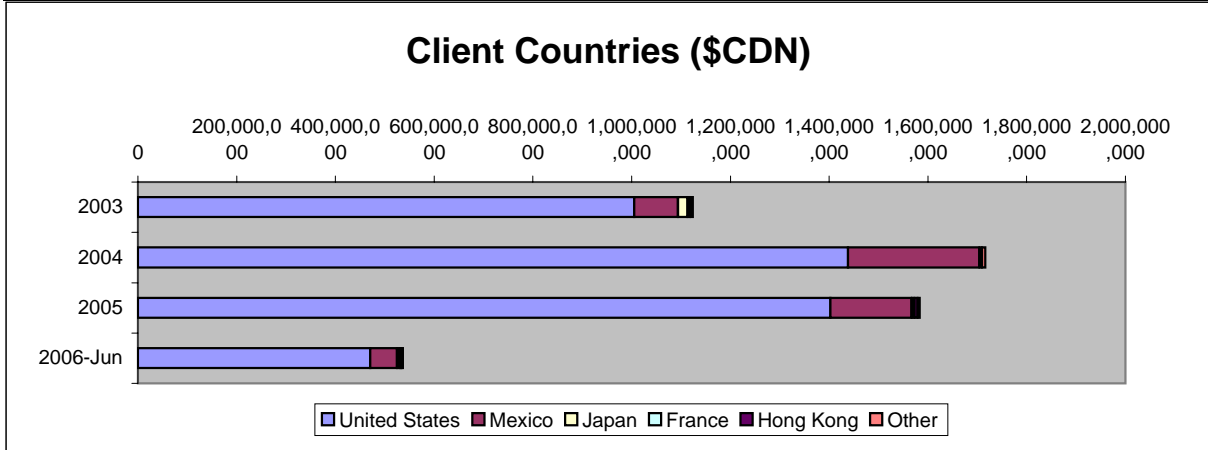
Canada's Bovine cuts boneless, fresh or chilled

Exports to All Countries

HS CODE:		VALUE (\$ Can)				QUANTITY (KGM)			
0201.30		2003	2004	2005	2006-Jun	2003	2004	2005	2006-Jun
	TOTAL:	1,124,478,641	1,716,468,675	1,583,872,116	537,526,791	227,979,964	383,027,193	374,961,707	145,742,930
1	United States	1,005,252,542	1,438,015,970	1,402,616,344	470,445,986	203,276,907	321,162,073	334,201,368	129,773,286
2	Mexico	89,028,820	266,704,152	164,721,290	54,817,505	21,082,216	60,834,585	39,322,662	14,560,699
3	Japan	19,241,783	0	72,292	4,959,128	2,470,354	0	5,094	564,438
4	France	5,257,158	4,809,797	5,680,929	2,316,686	548,116	492,852	654,215	236,325
5	Hong Kong	231,421	438,209	6,492,071	2,365,523	13,341	23,486	413,176	144,320
6	Germany	689,388	1,408,450	2,399,156	1,658,719	61,948	105,796	169,562	339,680
7	Saudi Arabia	1,647,048	1,459,800	150,999	0	80,414	77,251	7,842	0
8	Neth. Antilles	242,873	876,123	709,893	169,302	23,789	56,077	52,938	12,607
9	Macau	0	871,464	385,840	216,641	0	97,973	54,295	72,609
10	Switzerland	270,228	263,827	297,015	278,919	11,503	9,977	11,281	9,296
11	Taiwan	1,009,291	0	0	0	197,096	0	0	0
12	Korea, South	887,125	0	0	0	117,866	0	0	0
13	Malta	0	701,295	69,146	0	0	39,279	17,818	0
14	St Pierre-Miq.	180,380	149,409	53,453	24,261	19,107	16,781	7,243	3,531
15	Barbados	0	391,443	5,328	9,363	0	20,844	2,993	694
16	United Arab Emir.	295,125	0	0	0	42,553	0	0	0
17	Jamaica	0	0	0	211,452	0	0	0	21,852
18	U.S. Outlying Is.	0	66,370	75,465	0	0	17,575	18,762	0
19	Cuba	96,258	0	1,842	0	12,885	0	159	0
20	Russia	0	87,277	0	0	0	24,846	0	0
21	Faeroe Islands	84,076	0	0	0	7,641	0	0	0
22	Comoros	0	0	82,168	0	0	0	18,318	0
23	Afghanistan	0	69,335	0	0	0	19,044	0	0
24	St. Kitts-Nevis	0	0	46,596	13,287	0	0	3,068	683
25	Netherlands	34,504	21,514	0	0	12,015	1,187	0	0
26	Panama	0	25,153	0	0	0	18,522	0	0
27	Belgium	0	23,868	0	0	0	1,448	0	0
28	Thailand	0	0	0	21,607	0	0	0	1,384
29	Denmark	0	16,732	0	3,856	0	673	0	298
30	Luxembourg	0	20,040	0	0	0	1,397	0	0
31	Hungary	8,858	7,184	0	0	656	570	0	0
32	China, P. Rep.	11,641	0	3,765	0	456	0	173	0
33	Vietnam	0	0	0	10,613	0	0	0	505
34	Swaziland	2,843	6,636	0	0	179	1,659	0	0
35	Haiti	0	8,990	0	0	0	579	0	0
36	United Kingdom	0	8,733	0	0	0	840	0	0
37	Italy	0	0	8,524	0	0	0	740	0
38	Philippines	0	7,605	0	0	0	604	0	0
39	Grenada	2,426	4,957	0	0	408	953	0	0
40	Antigua-Barbuda	0	4,342	0	0	0	322	0	0
41	Saint Lucia	3,264	0	0	0	242	0	0	0
42	Trinidad-Tobago	0	0	0	3,054	0	0	0	713
43	Aruba Island	1,589	0	0	0	272	0	0	0
44	Togo	0	0	0	889	0	0	0	10

Canada's Bovine cuts boneless, fresh or chilled

Exports to All Countries



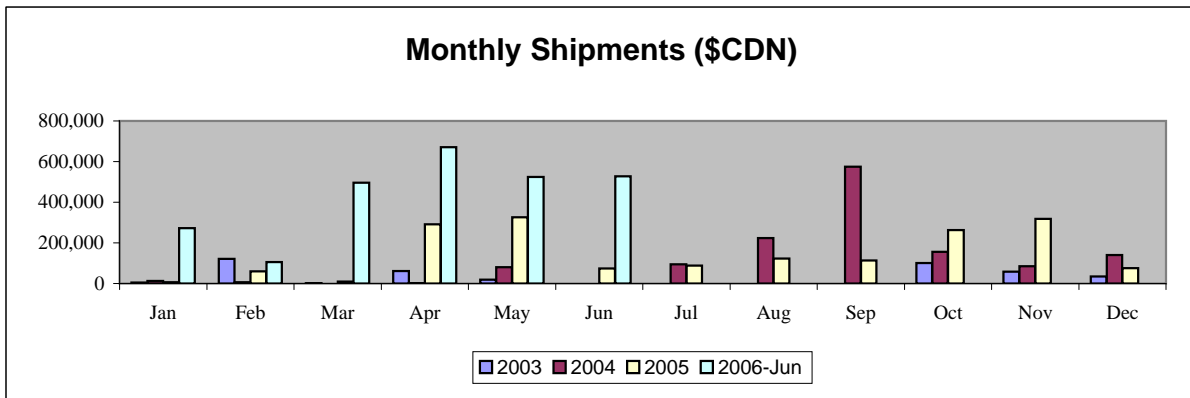
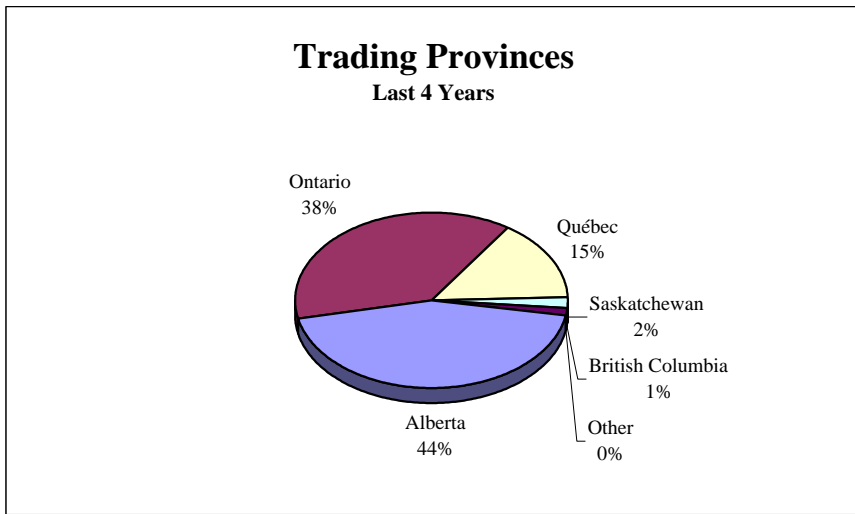
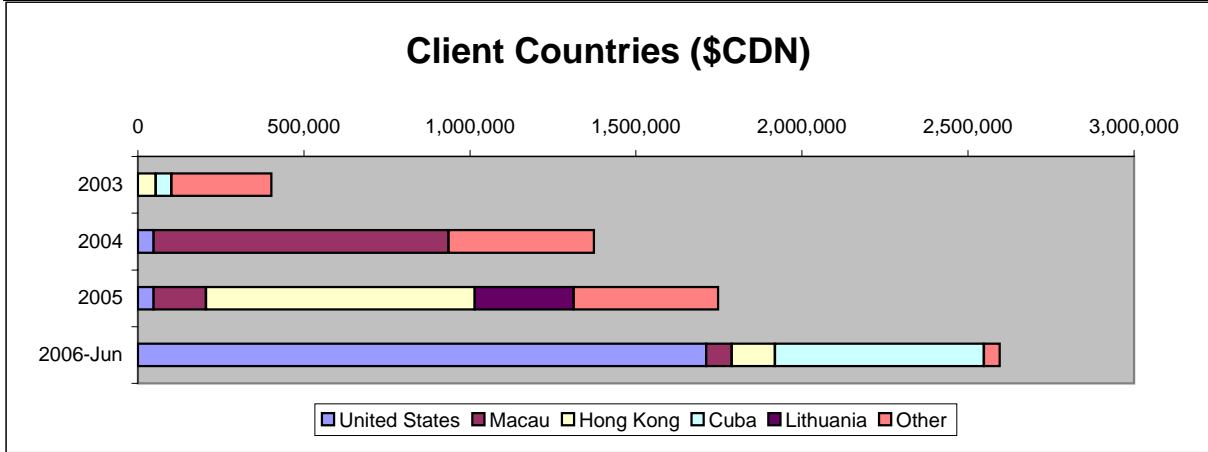
Canada's Bovine carcasses and half carcasses, frozen

Exports to All Countries

HS CODE:		VALUE (\$ Can)				QUANTITY (KGM)			
0202.10	2003	2004	2005	2006-Jun	2003	2004	2005	2006-Jun	
TOTAL:	403,291	1,374,647	1,748,555	2,596,686	231,939	497,967	755,757	853,266	
1 United States	0	47,015	47,673	1,711,532	0	15,867	12,322	626,097	
2 Macau	0	888,670	157,566	76,849	0	242,953	79,000	24,390	
3 Hong Kong	54,096	0	809,637	130,235	12,500	0	245,467	45,397	
4 Cuba	46,898	0	0	629,246	5,759	0	0	131,109	
5 Lithuania	0	0	297,477	0	0	0	147,363	0	
6 Philippines	16,643	179,252	0	0	24,494	151,021	0	0	
7 Macedonia	194,106	0	0	0	145,536	0	0	0	
8 Mexico	60,020	102,825	0	0	21,775	23,480	0	0	
9 Uruguay	0	57,482	93,057	0	0	24,992	26,984	0	
10 Uzbekistan	0	0	99,406	0	0	0	49,045	0	
11 Australia	0	0	81,737	0	0	0	23,793	0	
12 Barbados	0	26,901	22,137	0	0	15,406	11,342	0	
13 South Africa	0	0	0	42,026	0	0	0	25,348	
14 Senegal	0	0	40,406	0	0	0	28,937	0	
15 China, P. Rep.	0	26,115	7,982	0	0	9,784	281	0	
16 Trinidad-Tobago	994	20,832	11,644	0	370	10,667	9,007	0	
17 Honduras	0	0	28,968	0	0	0	18,506	0	
18 Korea, South	25,563	0	0	0	20,260	0	0	0	
19 Latvia	0	0	21,400	0	0	0	48,926	0	
20 Moldova	0	16,555	0	0	0	1,797	0	0	
21 Kyrgyzstan	0	0	10,523	0	0	0	24,106	0	
22 Netherlands	0	9,000	1,134	0	0	2,000	478	0	
23 Georgia	0	0	9,117	0	0	0	24,094	0	
24 Albania	0	0	8,691	0	0	0	6,106	0	
25 Bermuda	0	0	0	6,798	0	0	0	925	
26 Norway	4,945	0	0	0	1,235	0	0	0	
27 Japan	26	0	0	0	10	0	0	0	

Canada's Bovine carcasses and half carcasses, frozen

Exports to All Countries



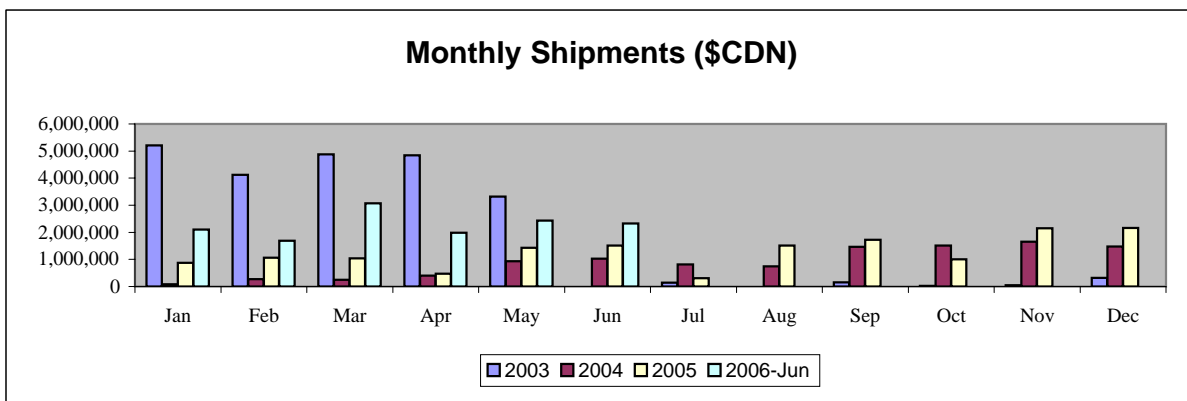
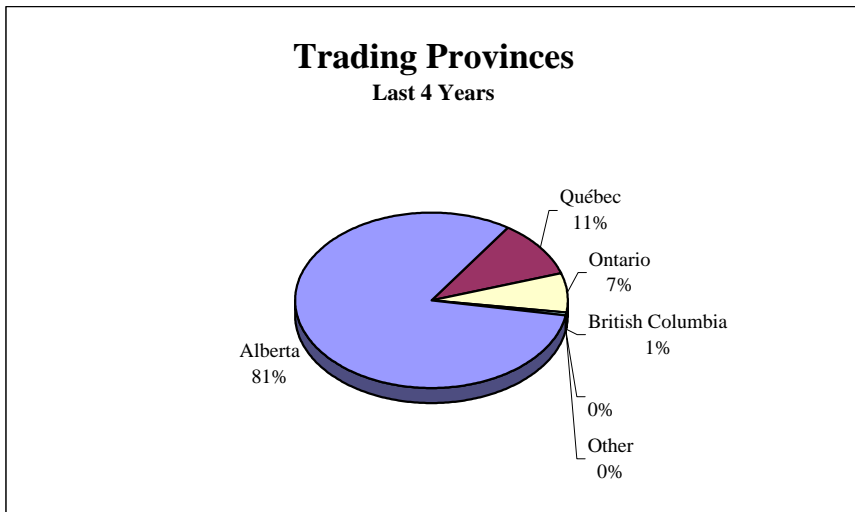
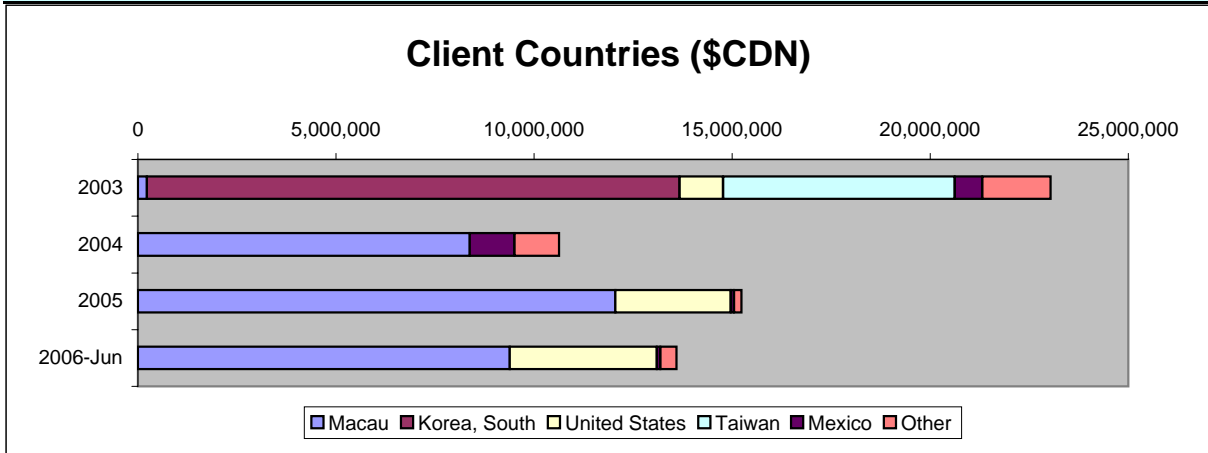
Canada's Bovine cuts bone in, frozen

Exports to All Countries

HS CODE:		VALUE (\$ Can)				QUANTITY (KGM)			
0202.20	2003	2004	2005	2006-Jun	2003	2004	2005	2006-Jun	
TOTAL:	23,048,215	10,640,719	15,245,429	13,602,366	5,153,895	3,440,283	4,757,711	3,747,132	
1 Macau	226,398	8,373,839	12,053,181	9,389,636	216,047	2,272,564	3,761,224	2,463,315	
2 Korea, South	13,450,494	0	0	0	2,927,049	0	0	0	
3 United States	1,100,467	0	2,916,322	3,708,492	331,452	0	872,125	1,125,804	
4 Taiwan	5,845,174	0	0	0	1,063,152	0	0	0	
5 Mexico	697,574	1,135,271	79,487	92,417	160,637	578,925	18,142	23,526	
6 Philippines	101,990	500,484	42,501	236,520	127,489	320,048	49,013	98,907	
7 Japan	588,161	0	0	100,461	119,298	0	0	25,058	
8 Saudi Arabia	253,029	135,053	0	0	32,307	17,346	0	0	
9 Hong Kong	213,385	52,798	110,004	0	36,456	28,640	35,973	0	
10 Poland	0	249,729	0	0	0	161,404	0	0	
11 Trinidad-Tobago	34,570	142,457	25,690	2,904	22,401	31,450	14,928	979	
12 Jamaica	149,900	0	0	0	32,821	0	0	0	
13 Netherlands	104,504	37,172	0	0	10,526	24,482	0	0	
14 Cuba	125,151	0	0	0	29,981	0	0	0	
15 Barbados	0	8,289	12,678	71,936	0	4,557	4,827	9,543	
16 Neth. Antilles	75,102	758	0	0	25,018	112	0	0	
17 Korea, North	74,155	0	0	0	18,150	0	0	0	
18 Aruba Island	950	0	5,566	0	414	0	1,479	0	
19 China, P. Rep.	5,592	0	0	0	481	0	0	0	
20 Germany	1,369	2,478	0	0	166	375	0	0	
21 Dominica	0	1,891	0	0	0	280	0	0	
22 Anguilla	0	500	0	0	0	100	0	0	
23 St. Kitts-Nevis	250	0	0	0	50	0	0	0	

Canada's Bovine cuts bone in, frozen

Exports to All Countries



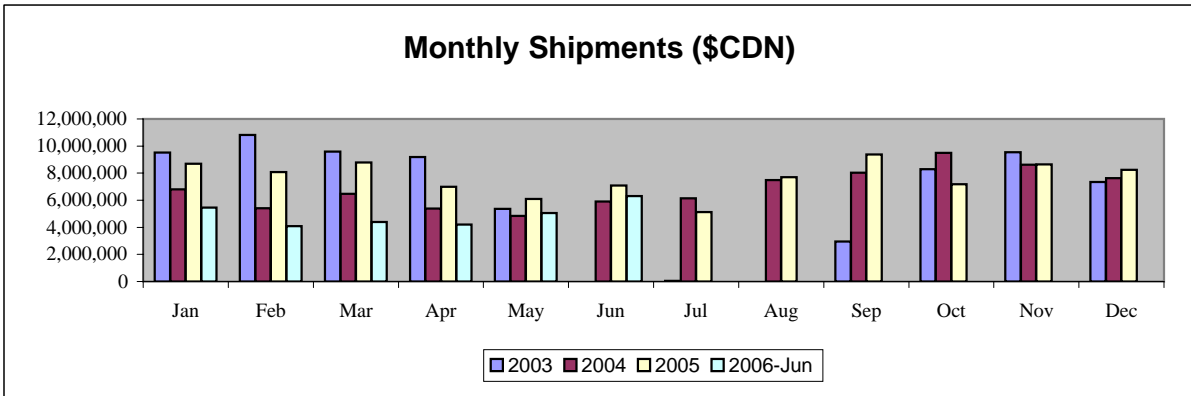

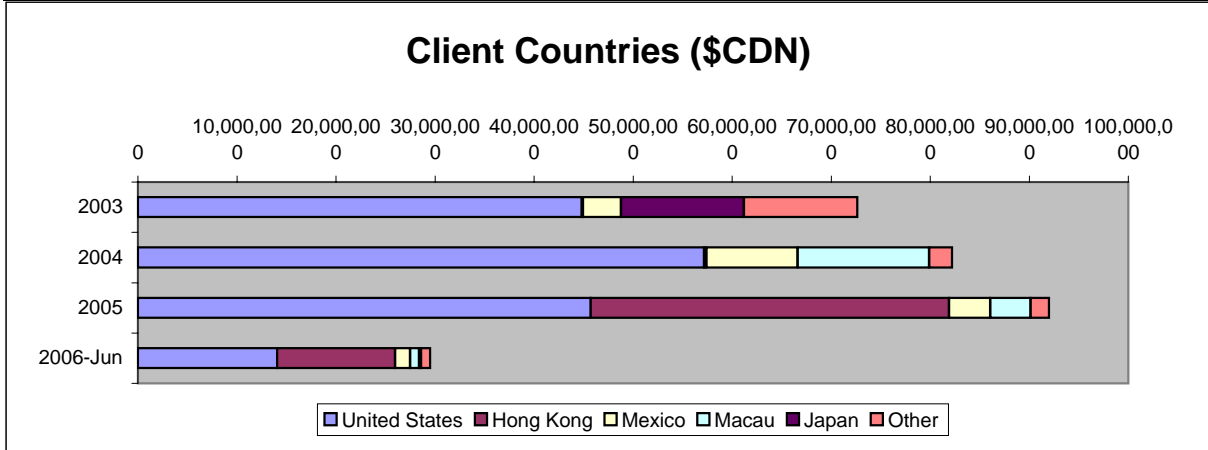
Canada's Bovine cuts boneless, frozen

Exports to All Countries

HS CODE:		VALUE (\$ Can)				QUANTITY (KGM)			
0202.30		2003	2004	2005	2006-Jun	2003	2004	2005	2006-Jun
TOTAL:		72,654,662	82,235,021	92,003,931	29,529,200	25,919,707	32,337,756	29,422,729	9,654,047
1	United States	44,799,001	57,151,360	45,730,040	14,060,321	18,569,505	25,069,448	18,300,904	5,538,963
2	Hong Kong	157,841	267,221	36,176,164	11,924,906	50,407	27,388	8,597,682	3,215,830
3	Mexico	3,841,772	9,210,370	4,177,691	1,502,809	1,603,273	3,114,913	1,406,290	423,610
4	Macau	0	13,290,139	4,075,769	923,496	0	3,721,106	731,382	230,219
5	Japan	12,396,797	0	0	190,607	3,475,808	0	0	44,340
6	Korea, South	5,153,882	0	0	0	1,089,069	0	0	0
7	Taiwan	3,139,918	0	0	0	557,973	0	0	0
8	Saudi Arabia	834,344	579,774	0	0	71,248	43,608	0	0
9	Philippines	167,055	526,354	514,930	143,955	81,327	140,661	99,349	73,433
10	France	0	576,817	613,821	109,289	0	96,967	100,604	11,462
11	Netherlands	169,626	105,515	210,314	579,813	11,266	26,282	50,301	84,956
12	Cuba	752,964	0	14,882	629	117,555	0	2,126	100
13	Malta	523,215	0	0	0	25,278	0	0	0
14	China, P. Rep.	318,872	0	0	0	146,725	0	0	0
15	Trinidad-Tobago	9,500	214,744	2,002	0	1,357	16,420	215	0
16	Barbados	0	86,049	57,166	34,790	0	17,658	26,690	3,601
17	Germany	55,703	103,214	4,913	0	21,059	49,683	1,212	0
18	Uruguay	88,727	0	68,345	0	49,970	0	20,103	0
19	Aruba Island	139,542	0	0	0	10,961	0	0	0
20	Greece	0	0	106,011	0	0	0	22,052	0
21	Bahrain	0	0	94,388	0	0	0	13,484	0
22	Neth. Antilles	22,500	44,182	12,196	2,500	3,214	3,514	1,440	625
23	Romania	0	0	69,951	0	0	0	25,000	0
24	Vietnam	0	0	0	55,637	0	0	0	26,890
25	New Zealand	0	0	54,033	0	0	0	18,506	0
26	Luxembourg	0	34,384	0	0	0	2,055	0	0
27	Italy	0	34,301	0	0	0	7,428	0	0
28	Greenland	26,220	0	0	0	3,000	0	0	0
29	Indonesia	22,685	0	0	0	24,900	0	0	0
30	Lebanon	0	10,524	0	0	0	611	0	0
31	Guyana	4,500	0	5,600	0	643	0	3,000	0
32	Singapore	9,849	0	0	0	1,994	0	0	0
33	Antigua-Barbuda	7,650	0	1,495	0	1,093	0	437	0
34	United Kingdom	0	0	8,942	0	0	0	1,105	0
35	South Africa	5,685	0	0	0	882	0	0	0
36	Jamaica	3,664	0	0	0	750	0	0	0
37	Bermuda	0	0	3,534	0	0	0	504	0
38	St. Kitts-Nevis	3,150	0	0	0	450	0	0	0
39	Grenada	0	0	1,465	0	0	0	303	0
40	St Pierre-Miq.	0	73	0	448	0	14	0	18
41	Cayman Islands	0	0	279	0	0	0	40	0

Canada's Bovine cuts boneless, frozen

Exports to All Countries



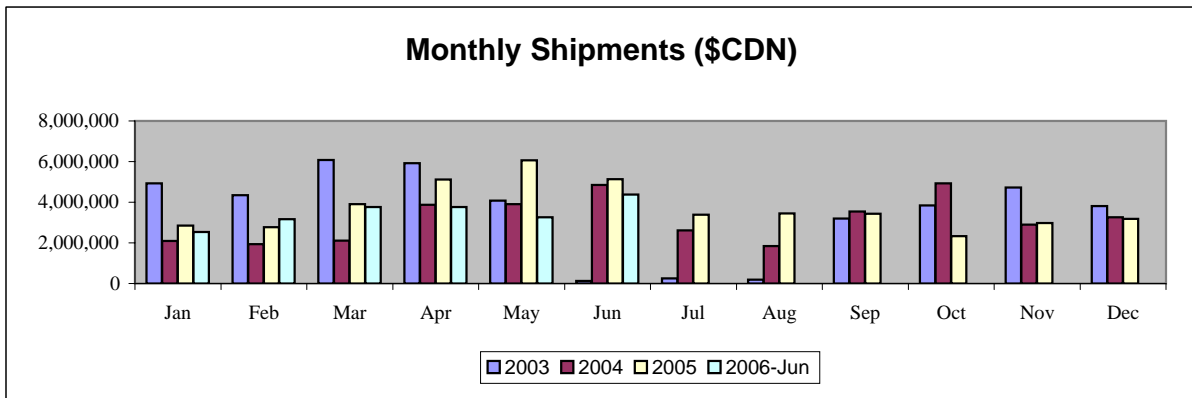
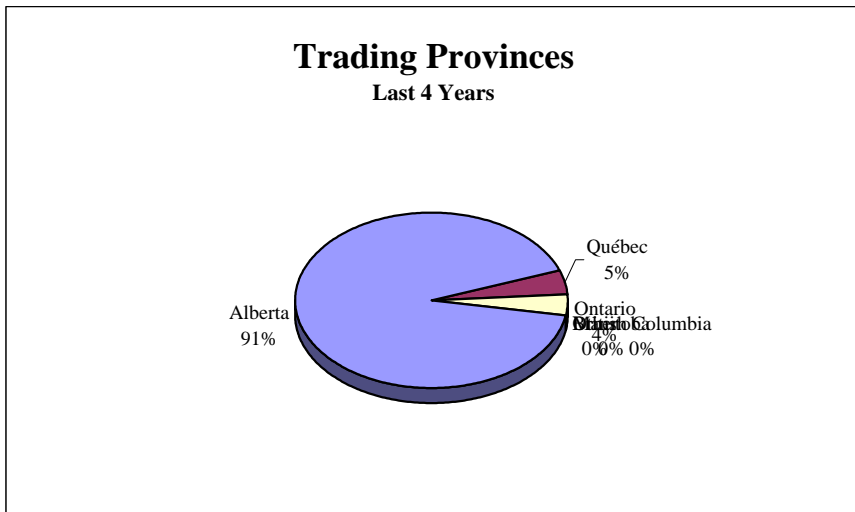
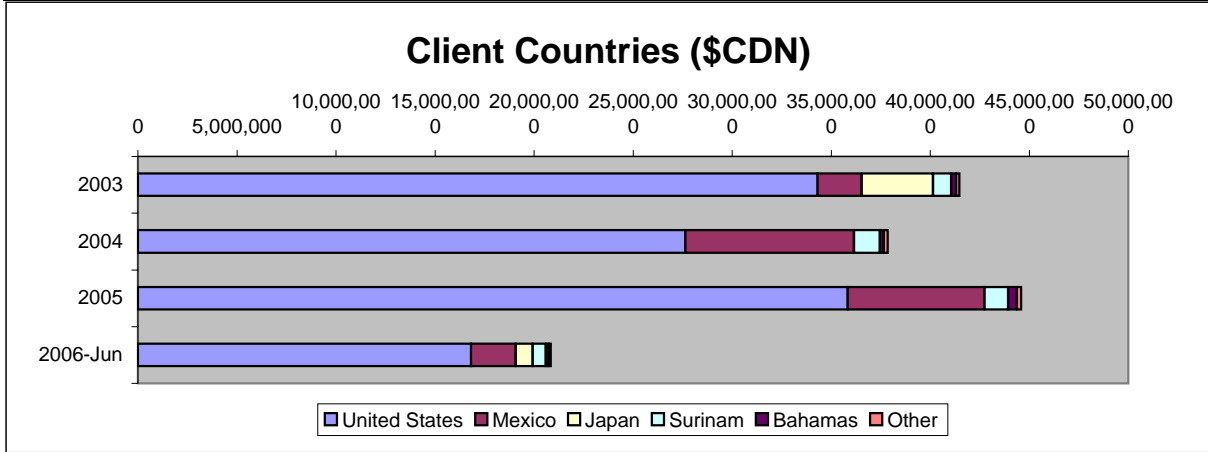
Canada's Bovine edible offal, fresh or chilled

Exports to All Countries

HS CODE:		VALUE (\$ Can)				QUANTITY (KGM)			
0206.10		2003	2004	2005	2006-Jun	2003	2004	2005	2006-Jun
	TOTAL:	41,482,124	37,860,038	44,603,906	20,863,998	5,868,920	6,478,879	7,712,400	3,377,826
1	United States	34,310,518	27,646,088	35,834,197	16,813,877	4,586,202	4,578,285	5,947,495	2,630,534
2	Mexico	2,230,529	8,511,965	6,909,985	2,269,037	324,786	1,302,819	1,124,512	333,635
3	Japan	3,602,086	0	0	855,187	544,448	0	0	89,571
4	Surinam	919,066	1,299,432	1,194,460	654,810	296,140	447,186	410,735	239,836
5	Bahamas	240,103	201,958	437,450	150,338	72,850	52,129	151,451	52,573
6	Russia	0	131,450	0	0	0	74,423	0	0
7	Trinidad-Tobago	42,273	15,854	32,910	30,668	6,359	6,800	10,880	10,147
8	Neth. Antilles	666	0	56,459	8,123	1,370	0	13,330	1,972
9	Macau	0	0	61,090	0	0	0	24,321	0
10	Cayman Islands	17,111	0	21,822	19,044	1,109	0	6,832	5,859
11	Guyana	17,740	14,025	13,893	10,223	4,670	4,761	4,624	3,400
12	Korea, South	52,065	0	0	0	24,130	0	0	0
13	Turks Caicos Is.	0	15,533	12,972	4,222	0	7,571	11,077	3,112
14	Germany	0	0	4,485	27,930	0	0	1,271	2,071
15	Taiwan	23,710	0	0	0	4,588	0	0	0
16	Grenada	0	2,732	6,760	13,146	0	816	2,108	3,876
17	St Pierre-Miq.	6,425	9,241	6,175	514	611	893	718	78
18	St. Vincent Gren.	3,967	3,929	8,692	4,974	416	1,088	2,339	658
19	Br. Indian O. Ter	5,310	3,336	580	1,755	464	715	136	408
20	Belize	6,754	0	0	0	442	0	0	0
21	South Africa	2,920	0	0	0	278	0	0	0
22	Dominica	0	2,254	463	0	0	680	136	0
23	Anguilla	0	1,598	915	150	0	552	272	96
24	Aruba Island	0	0	598	0	0	0	163	0
25	Colombia	558	0	0	0	37	0	0	0
26	Antigua-Barbuda	0	441	0	0	0	136	0	0
27	Hong Kong	323	0	0	0	20	0	0	0
28	Barbados	0	202	0	0	0	25	0	0

Canada's Bovine edible offal, fresh or chilled

Exports to All Countries



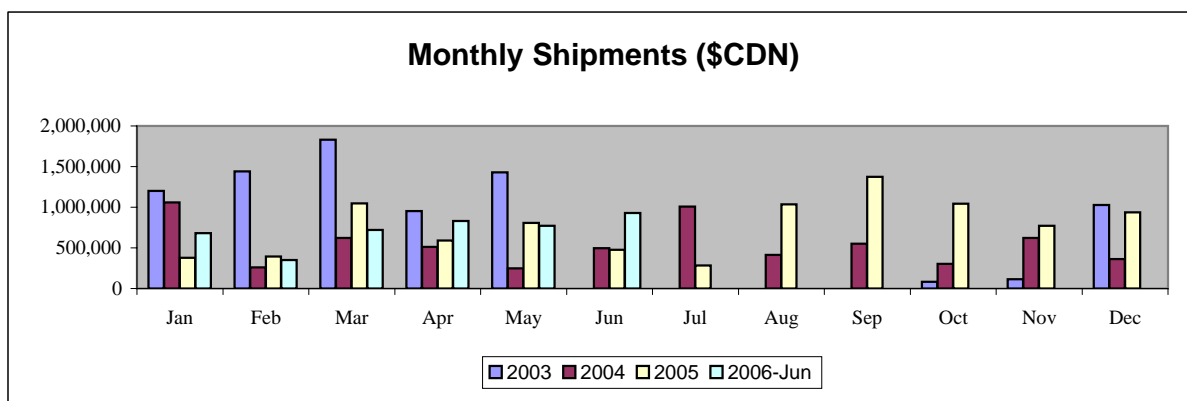
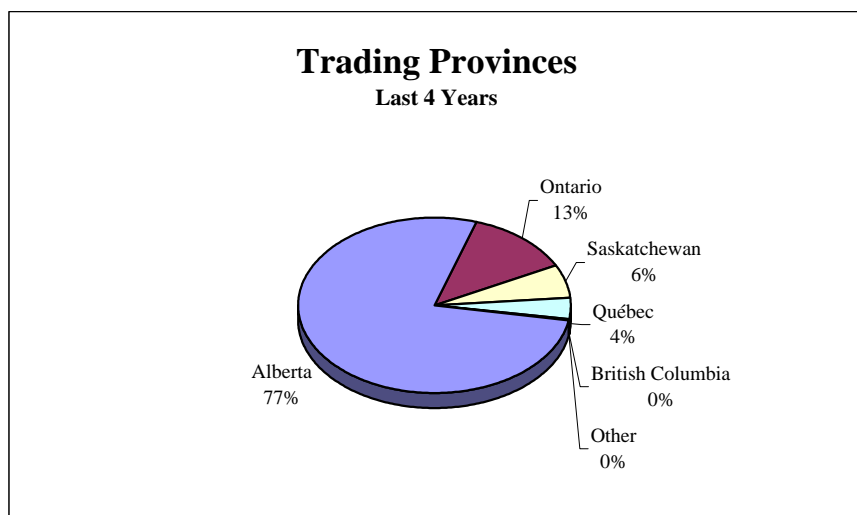
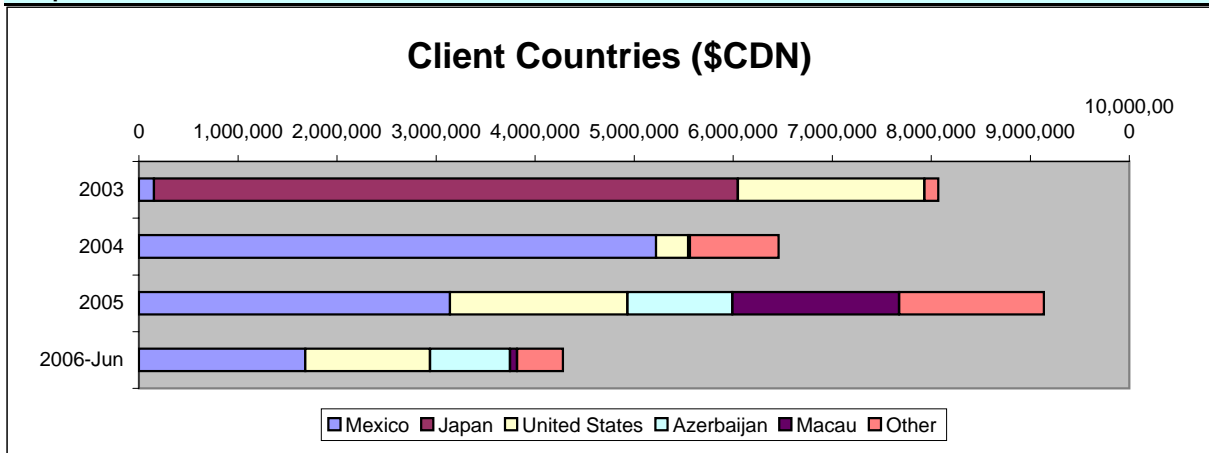
Canada's Bovine tongues, edible offal, frozen

Exports to All Countries

HS CODE:		VALUE (\$ Can)				QUANTITY (KGM)			
0206.21		2003	2004	2005	2006-Jun	2003	2004	2005	2006-Jun
	TOTAL:	8,074,867	6,461,499	9,142,083	4,285,729	1,658,538	2,994,677	4,413,148	1,622,357
1	Mexico	150,994	5,221,862	3,139,183	1,681,342	49,621	2,283,065	1,448,280	621,187
2	Japan	5,897,579	0	0	0	1,110,667	0	0	0
3	United States	1,883,709	326,625	1,793,300	1,258,394	365,793	72,175	652,772	416,126
4	Azerbaijan	0	0	1,060,583	808,920	0	0	582,603	295,292
5	Macau	0	15,008	1,683,714	71,352	0	25,383	948,687	72,755
6	Philippines	0	589,169	611	65,623	0	362,757	325	26,919
7	Poland	131,279	178,411	39,508	0	122,667	123,543	49,947	0
8	Hong Kong	2,917	0	337,561	6,728	127	0	86,988	3,300
9	Latvia	0	0	96,277	177,800	0	0	49,613	74,513
10	Lithuania	0	0	193,613	64,579	0	0	176,208	24,146
11	Netherlands	0	0	208,136	48,110	0	0	94,969	24,414
12	Kyrgyzstan	0	0	155,414	0	0	0	100,581	0
13	Belgium	0	0	121,245	0	0	0	63,805	0
14	Uzbekistan	0	0	116,163	0	0	0	29,964	0
15	Kazakhstan	0	35,246	46,257	18,561	0	25,141	25,806	10,033
16	Armenia	0	0	71,265	0	0	0	49,595	0
17	Vietnam	0	0	0	66,296	0	0	0	23,779
18	Moldova	0	65,450	0	0	0	49,224	0	0
19	Korea, North	0	0	44,671	0	0	0	24,521	0
20	Indonesia	8,389	25,700	0	0	9,663	50,471	0	0
21	Luxembourg	0	0	29,624	0	0	0	23,597	0
22	Senegal	0	0	0	12,621	0	0	0	27,222
23	Germany	0	0	4,325	5,403	0	0	4,607	2,671
24	Barbados	0	3,827	633	0	0	2,850	280	0
25	Aruba Island	0	201	0	0	0	68	0	0

Canada's Bovine tongues, edible offal, frozen

Exports to All Countries



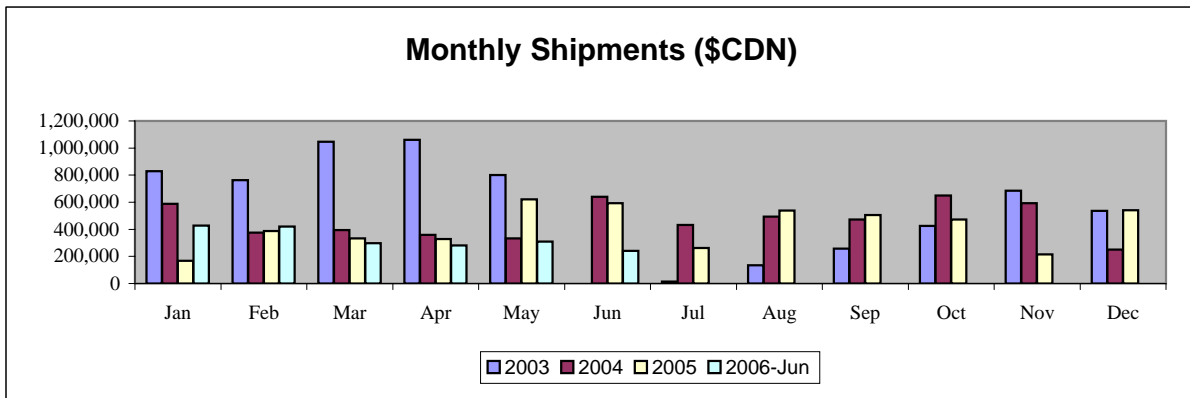
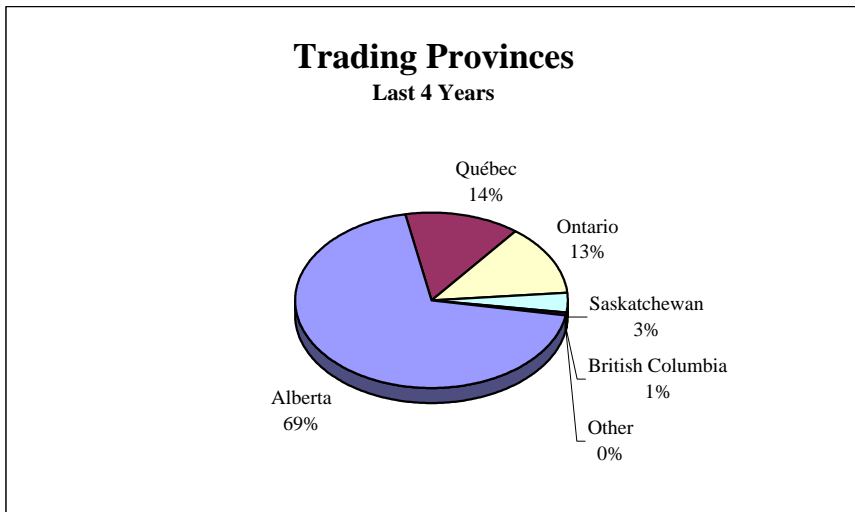
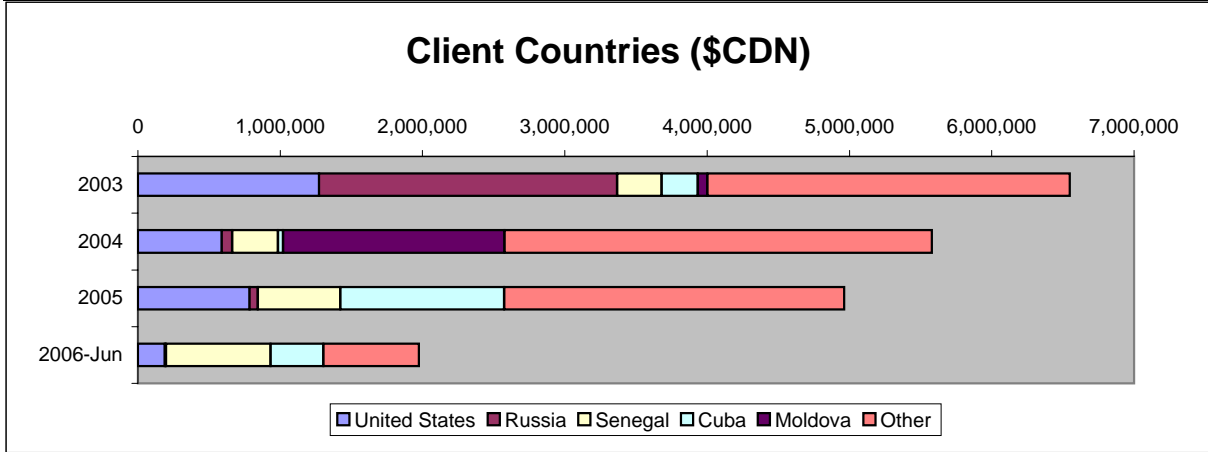
Canada's Bovine livers, edible offal, frozen

Exports to All Countries

HS CODE:		VALUE (\$ Can)				QUANTITY (KGM)			
0206.22		2003	2004	2005	2006-Jun	2003	2004	2005	2006-Jun
	TOTAL:	6,550,672	5,580,409	4,965,347	1,975,914	7,377,714	8,600,282	8,469,329	3,532,269
1	United States	1,273,026	589,333	785,414	188,947	1,410,234	675,754	1,209,628	141,289
2	Russia	2,096,508	74,753	58,166	10,051	2,376,164	148,578	101,478	24,937
3	Senegal	311,396	320,786	580,663	734,427	276,957	414,045	1,073,379	1,615,159
4	Cuba	254,285	35,509	1,150,374	371,904	326,499	50,012	1,711,816	559,375
5	Moldova	66,676	1,557,356	0	0	98,812	2,543,494	0	0
6	Poland	323,192	744,337	260,607	188,051	369,724	1,274,497	492,078	321,622
7	Peru	1,100,582	0	0	0	1,218,053	0	0	0
8	Mexico	84,442	840,512	128,509	34,787	109,308	1,254,666	272,942	54,949
9	Kazakhstan	0	776,254	0	0	0	1,222,430	0	0
10	Azerbaijan	0	0	631,835	61,983	0	0	1,091,884	120,475
11	Chile	520,420	0	0	0	536,787	0	0	0
12	Latvia	14,916	207,678	260,289	0	24,721	371,250	566,812	0
13	Uzbekistan	0	0	243,077	0	0	0	434,485	0
14	Colombia	232,345	0	0	0	250,238	0	0	0
15	Bahrain	0	0	119,501	61,848	0	0	147,863	106,974
16	Guinea	0	27,102	53,117	73,806	0	55,874	93,669	153,440
17	Turkmenistan	0	0	75,324	75,838	0	0	172,396	168,312
18	Indonesia	130,734	18,180	0	0	195,010	12,431	0	0
19	Angola	15,016	0	119,341	14,224	28,331	0	258,287	48,873
20	Lithuania	16,378	48,746	34,577	0	24,029	74,000	74,324	0
21	Hong Kong	0	0	96,882	0	0	0	23,549	0
22	Venezuela	15,642	54,361	22,232	0	24,210	129,490	43,000	0
23	United Kingdom	0	88,189	0	0	0	61,000	0	0
24	Trinidad-Tobago	0	19,495	45,656	13,665	0	28,424	67,249	16,733
25	South Africa	0	0	35,254	36,000	0	0	83,276	50,023
26	Macau	0	0	71,163	0	0	0	179,498	0
27	Kyrgyzstan	0	0	71,028	0	0	0	152,091	0
28	Gabon	14,595	0	40,686	0	16,027	0	78,986	0
29	Japan	17,816	0	0	29,976	13,432	0	0	27,151
30	Belarus	0	42,836	0	0	0	74,721	0	0
31	Philippines	0	13,310	11,258	17,823	0	24,000	24,488	49,005
32	Congo	35,760	0	0	0	55,305	0	0	0
33	Comoros	0	17,222	17,147	0	0	14,526	30,069	0
34	Estonia	0	28,321	0	0	0	49,882	0	0
35	Fr. Polynesia	0	0	0	22,830	0	0	0	8,925
36	Mozambique	0	0	22,045	0	0	0	38,093	0
37	Greece	0	8,852	0	13,030	0	24,864	0	25,266
38	Netherlands	0	0	10,469	11,403	0	0	16,254	24,479
39	Romania	0	17,644	0	0	0	25,015	0	0
40	Cote-d'Ivoire	0	17,143	0	0	0	26,172	0	0
41	United Arab Emir.	0	14,669	0	0	0	25,390	0	0
42	Neth. Antilles	221	0	1,887	11,245	188	0	1,728	11,782
43	Ecuador	12,408	0	0	0	13,147	0	0	0
44	Germany	0	0	11,869	0	0	0	24,601	0
45	Honduras	0	11,615	0	0	0	13,608	0	0
46	Barbados	109	3,445	6,178	774	74	2,558	4,591	517
47	Jamaica	10,162	0	0	0	7,699	0	0	0
48	Dominica	3,288	0	0	570	2,249	0	0	592
49	Br. Indian O. Ter	0	0	799	2,732	0	0	815	2,391
50	Georgia	0	2,761	0	0	0	3,601	0	0
51	Grenada	755	0	0	0	516	0	0	0

Canada's Bovine livers, edible offal, frozen

Exports to All Countries

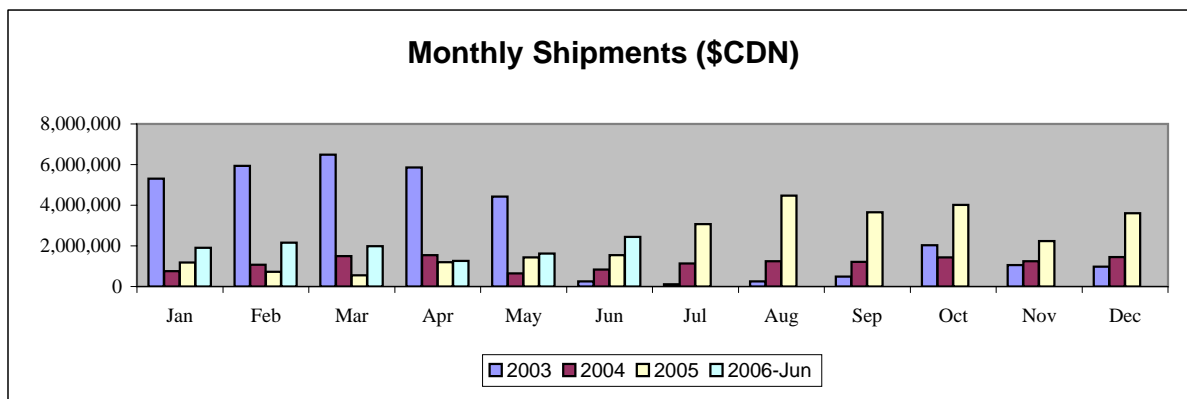
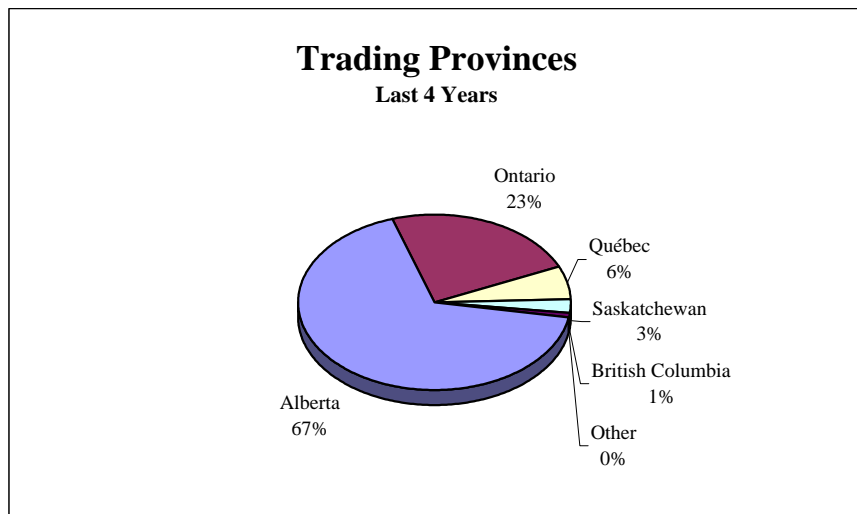
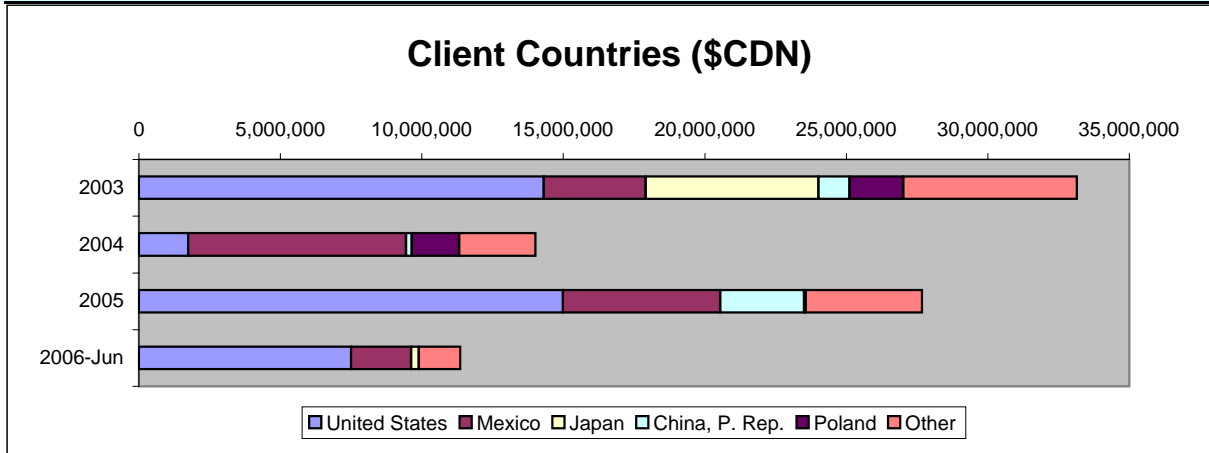


Canada's Bovine edible offal, frozen nes

Exports to All Countries								
HS CODE:	VALUE (\$ Can)				QUANTITY (KGM)			
0206.29	2003	2004	2005	2006-Jun	2003	2004	2005	2006-Jun
TOTAL:	33,154,836	14,019,046	27,686,004	11,362,718	15,574,006	8,657,397	14,081,268	5,115,484
1 United States	14,307,830	1,744,461	14,985,241	7,493,687	5,702,587	659,672	5,771,040	3,109,004
2 Mexico	3,600,125	7,699,900	5,560,097	2,133,221	1,505,791	4,351,480	2,613,114	674,296
3 Japan	6,114,531	0	0	271,697	1,910,421	0	0	22,659
4 China, P. Rep.	1,096,186	203,085	2,961,781	0	434,739	42,247	949,471	0
5 Poland	1,894,628	1,677,885	60,347	0	1,452,501	1,167,740	69,542	0
6 Macau	0	636,656	1,959,558	465,705	0	182,774	1,992,140	435,125
7 Korea, South	2,392,163	0	0	17,423	782,723	0	0	13,744
8 Philippines	519,622	747,435	101,355	0	866,390	858,952	73,533	0
9 Trinidad-Tobago	63,989	199,558	475,120	129,012	22,066	145,141	443,556	153,253
10 Indonesia	499,612	278,209	0	0	466,698	472,535	0	0
11 Taiwan	585,265	0	10,555	0	202,465	0	9,178	0
12 Cote-d'Ivoire	98,647	194,238	157,890	68,352	197,054	281,458	379,147	197,118
13 Georgia	345,302	42,620	0	0	248,036	23,512	0	0
14 Vietnam	0	0	330,048	0	0	0	758,514	0
15 Hong Kong	24,349	8,806	17,655	260,002	13,275	16,507	26,758	156,901
16 Finland	0	0	208,148	102,622	0	0	98,688	49,389
17 Italy	34,887	88,094	0	178,812	25,396	22,500	0	60,099
18 Gabon	104,468	65,348	58,684	23,510	183,326	102,680	137,329	49,400
19 Germany	0	0	149,942	64,299	0	0	85,702	22,387
20 Netherlands	78,904	51,733	76,655	0	98,935	49,432	79,160	0
21 Jamaica	200,136	0	0	0	60,566	0	0	0
22 Moldova	0	188,551	0	0	0	125,240	0	0
23 South Africa	186,904	0	0	0	277,595	0	0	0
24 Chile	172,669	0	0	0	235,250	0	0	0
25 Colombia	162,915	0	0	0	225,335	0	0	0
26 Macedonia	154,866	0	0	0	172,204	0	0	0
27 Senegal	1,356	0	97,597	33,037	4,110	0	215,738	79,596
28 Barbados	38,085	31,016	22,379	40,181	7,285	29,025	14,370	21,277
29 Venezuela	110,274	0	0	0	99,549	0	0	0
30 Latvia	0	38,116	51,912	0	0	24,882	24,857	0
31 Australia	0	0	84,000	0	0	0	24,598	0
32 Ecuador	69,517	0	0	0	93,552	0	0	0
33 Spain	69,208	0	0	0	46,000	0	0	0
34 Br. Indian O. Ter	0	30,413	29,220	8,480	0	18,345	19,817	6,081
35 Bulgaria	66,687	0	0	0	74,871	0	0	0
36 Armenia	0	0	66,519	0	0	0	49,671	0
37 Russia	0	56,604	0	0	0	49,701	0	0
38 Cuba	44,662	7,934	0	0	15,887	8,492	0	0
39 Romania	0	0	47,976	0	0	0	26,786	0
40 Ghana	0	0	32,327	12,212	0	0	53,822	25,177
41 Lithuania	0	0	0	42,324	0	0	0	24,817
42 Peru	15,604	17,579	0	0	26,295	14,998	0	0
43 Dominican Rep.	22,397	0	6,335	0	24,498	0	1,111	0
44 Angola	0	0	27,255	0	0	0	74,548	0
45 Albania	0	0	26,773	0	0	0	12,919	0
46 Luxembourg	0	0	25,224	0	0	0	21,588	0
47 Haiti	24,406	0	0	0	50,467	0	0	0
48 Greece	22,048	0	0	0	24,498	0	0	0
49 Bahrain	0	0	18,095	0	0	0	26,787	0
50 Neth. Antilles	0	0	485	17,469	0	0	1,170	14,707
51 Cayman Islands	0	0	16,873	0	0	0	2,589	0
52 Israel	0	0	14,784	0	0	0	23,076	0
53 Grenada	13,460	0	0	0	2,692	0	0	0
54 Honduras	0	10,470	0	0	0	9,988	0	0
55 Aruba Island	10,288	0	0	0	4,538	0	0	0
56 Congo	7,334	0	0	0	16,109	0	0	0
57 Bermuda	0	0	4,978	0	0	0	760	0
58 Dominica	1,512	0	0	0	302	0	0	0
59 Antigua-Barbuda	0	0	196	673	0	0	189	454
60 Djibouti	0	335	0	0	0	96	0	0

Canada's Bovine edible offal, frozen nes

Exports to All Countries

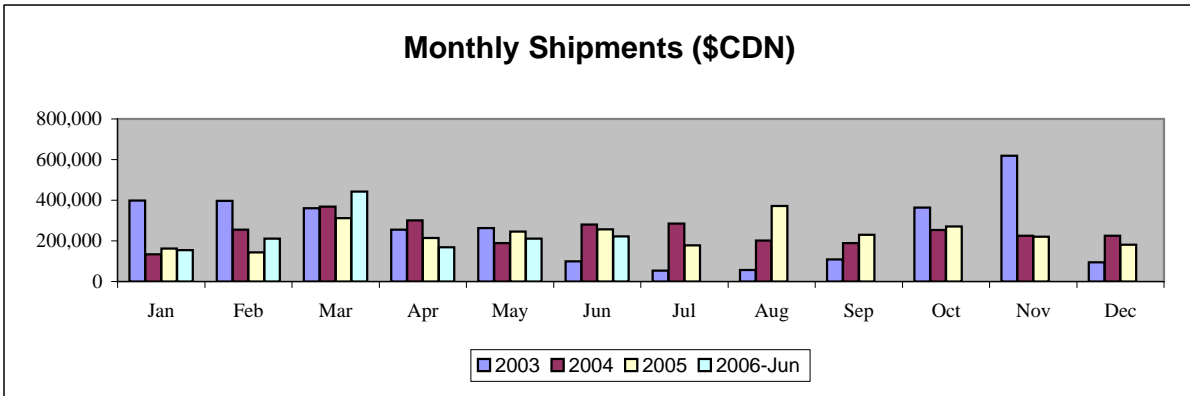
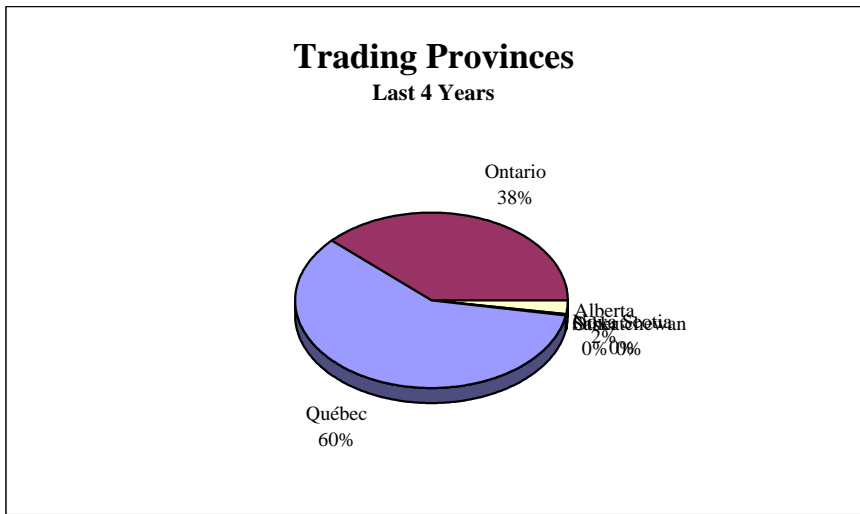
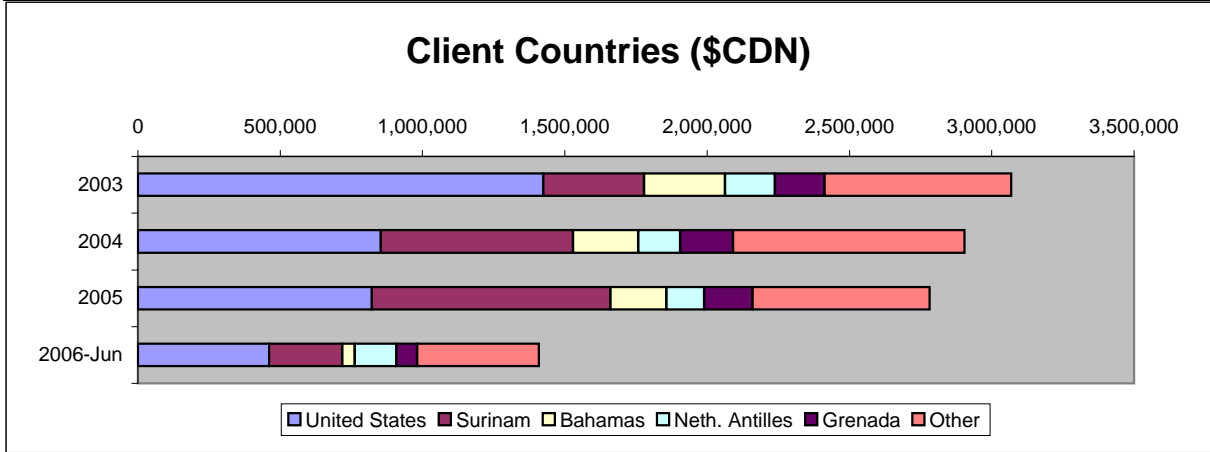


Canada's Bovine meat cured

Exports to All Countries

HS CODE:		VALUE (\$ Can)				QUANTITY (KGM)			
0210.20		2003	2004	2005	2006-Jun	2003	2004	2005	2006-Jun
	TOTAL:	3,069,636	2,905,323	2,783,048	1,409,540	598,724	708,494	680,046	336,241
1	United States	1,424,214	853,132	821,914	460,420	120,843	109,518	128,604	84,342
2	Surinam	354,632	675,497	838,419	257,577	137,576	251,196	277,190	81,028
3	Bahamas	284,301	229,533	197,122	44,706	95,838	67,834	48,007	10,367
4	Neth. Antilles	175,603	147,712	133,110	146,181	40,552	36,124	30,809	32,692
5	Grenada	174,540	185,001	168,907	72,093	44,994	45,329	41,029	16,700
6	Antigua-Barbuda	119,128	180,061	179,034	93,800	29,330	42,161	43,562	20,967
7	Barbados	142,864	161,805	157,181	71,645	32,705	40,871	36,915	16,444
8	Trinidad-Tobago	92,223	142,937	100,950	59,880	27,733	37,446	25,159	13,567
9	Cuba	64,264	34,830	19,449	120,307	14,147	9,596	1,500	35,126
10	Singapore	0	138,967	0	0	0	30,508	0	0
11	Aruba Island	15,327	22,457	47,017	31,986	2,910	5,215	11,087	7,717
12	Br. Indian O. Ter	28,907	31,792	28,959	1,724	6,676	7,179	6,178	398
13	Saudi Arabia	89,365	0	0	0	17,684	0	0	0
14	Guyana	16,780	22,222	30,803	10,489	4,640	5,607	7,771	2,386
15	Mexico	0	34,414	0	33,523	0	3,900	0	13,994
16	Cayman Islands	14,932	24,921	2,659	2,325	4,313	9,806	500	100
17	Saint Lucia	2,085	0	39,002	0	680	0	13,994	0
18	United Arab Emir.	30,475	0	0	0	5,993	0	0	0
19	Turks Caicos Is.	10,598	7,598	10,400	309	4,023	3,052	5,525	64
20	Colombia	0	9,679	0	0	0	2,508	0	0
21	Hong Kong	8,470	0	0	0	1,917	0	0	0
22	St. Vincent Gren.	4,550	0	1,454	369	1,190	0	319	80
23	St. Kitts-Nevis	4,683	0	0	0	1,592	0	0	0
24	Dominica	495	1,726	1,433	714	111	397	318	159
25	Br. Virgin Is.	4,181	0	184	0	1,614	0	54	0
26	Bermuda	0	0	3,787	0	0	0	750	0
27	St Pierre-Miq.	2,755	788	0	42	450	126	0	10
28	Japan	2,969	0	0	0	867	0	0	0
29	Greenland	0	0	696	1,450	0	0	203	100
30	Anguilla	1,295	251	568	0	346	121	572	0

Canada's Bovine meat cured
Exports to All Countries



Canada's Bovine meat and meat offal nes, excluding livers, prepared or preserved

Exports to All Countries

HS CODE:		VALUE (\$ Can)				QUANTITY (KGM)			
1602.50		2003	2004	2005	2006-Jun	2003	2004	2005	2006-Jun
TOTAL:		9,890,020	7,350,905	9,330,532	3,530,788	2,631,915	968,976	1,739,067	706,030
1	United States	9,635,630	7,332,438	8,738,473	3,504,816	2,560,577	967,232	1,618,232	702,409
2	Argentina	0	0	479,725	0	0	0	107,760	0
3	Jordan	112,200	0	0	0	24,288	0	0	0
4	Bermuda	0	697	46,388	13,635	0	57	7,255	1,957
5	Hong Kong	9,270	0	48,105	0	1,182	0	3,104	0
6	Cayman Islands	4,444	11,347	9,527	5,043	513	970	1,516	823
7	Cuba	27,034	0	0	0	11,845	0	0	0
8	Iraq	23,496	0	0	0	8,976	0	0	0
9	Japan	21,586	0	0	0	3,584	0	0	0
10	Taiwan	18,360	0	0	0	3,312	0	0	0
11	Guyana	13,935	0	0	0	13,217	0	0	0
12	Anguilla	11,000	0	0	0	3,039	0	0	0
13	Lebanon	9,732	0	0	0	728	0	0	0
14	Greenland	0	4,006	1,341	701	0	496	91	6
15	Antigua-Barbuda	0	0	5,029	0	0	0	730	0
16	Iceland	0	106	0	4,904	0	14	0	535
17	Korea, South	2,372	0	0	0	426	0	0	0
18	Barbados	0	0	1,093	998	0	0	199	158
19	Neth. Antilles	0	1,270	119	298	0	81	20	50
20	France	222	400	732	84	44	53	160	28
21	Trinidad-Tobago	0	641	0	254	0	73	0	48
22	St Pierre-Miq.	545	0	0	55	100	0	0	16
23	Netherlands	194	0	0	0	84	0	0	0

Canada's Bovine meat and meat offal nes,excluding livers, prepared or preser
Exports to All Countries

